



大華金屬工業股份有限公司
GREAT CHINA METAL IND. CO., LTD.



Time	Agenda
13 : 30 - 14 : 00	Preparation
14 : 00 – 14 : 30	Report
14 : 30 – 15 : 00	Q&A

Investor Conference

October 08, 2024

Stock code : 9905



大華金屬工業股份有限公司
GREAT CHINA METAL IND. CO., LTD.

Safe Harbor Notice

- Great China Metal Industry's statements of its current expectations are forward-looking statements subject to significant risks and uncertainties. The actual results may differ materially from those contained in the forward-looking statements.
- Except as required by law, we undertake no obligation to update any forward-looking statement, whether as a result of new information, future events, or otherwise.



大華金屬工業股份有限公司
GREAT CHINA METAL IND. CO., LTD.

- Financial Information For The Six Months Ended June 30, 2024
- The Demand of Aluminum Cans in China
- Future Operational Focus
- Q & A



大華金屬工業股份有限公司
GREAT CHINA METAL IND. CO., LTD.

Financial Information For The Six Months Ended June 30, 2024

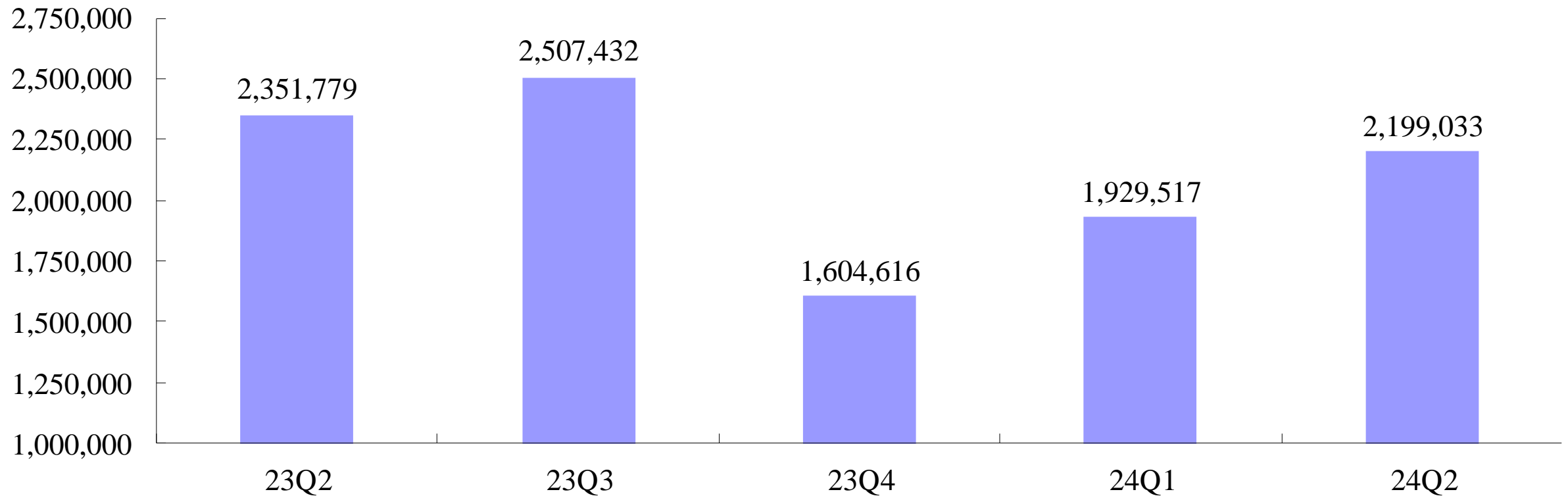


大華金屬工業股份有限公司
GREAT CHINA METAL IND. CO., LTD.

Operating Revenue for each Quarter

In Thousands of New Taiwan Dollars

	vs 23Q2	vs 24Q1
Operating revenue	-6.49%	13.97%



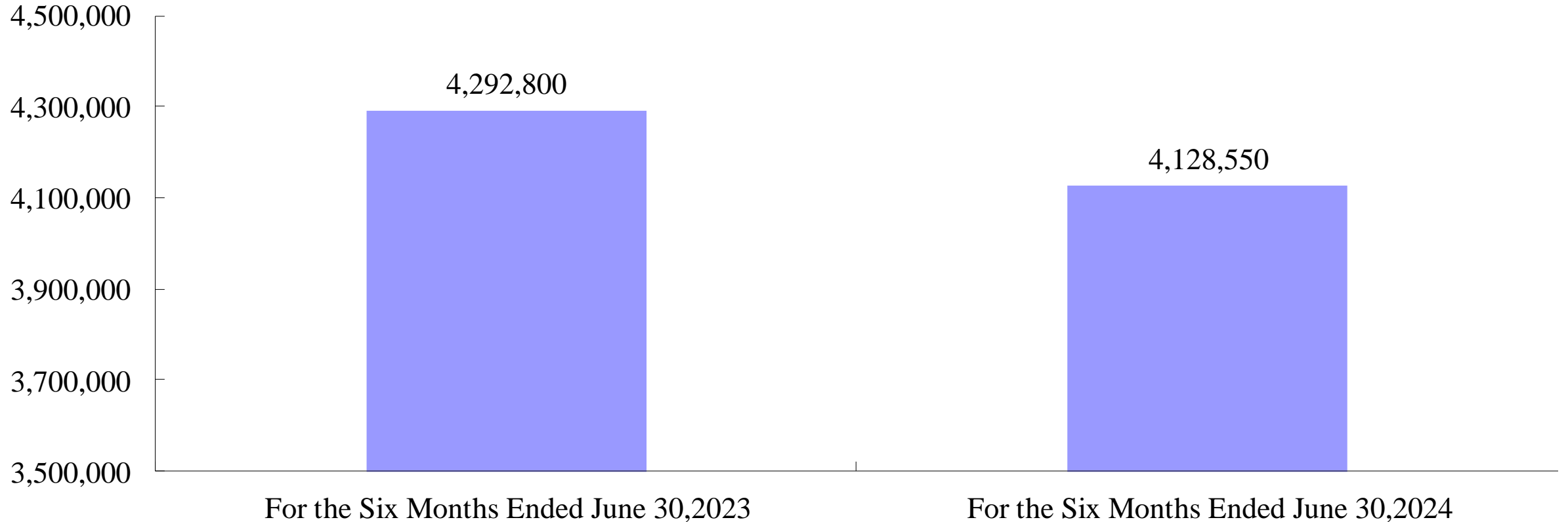


大華金屬工業股份有限公司
GREAT CHINA METAL IND. CO., LTD.

Operating Revenue for the Six Months Ended June 30

In Thousands of New Taiwan Dollars

	vs 2023
Operating revenue	-3.83%



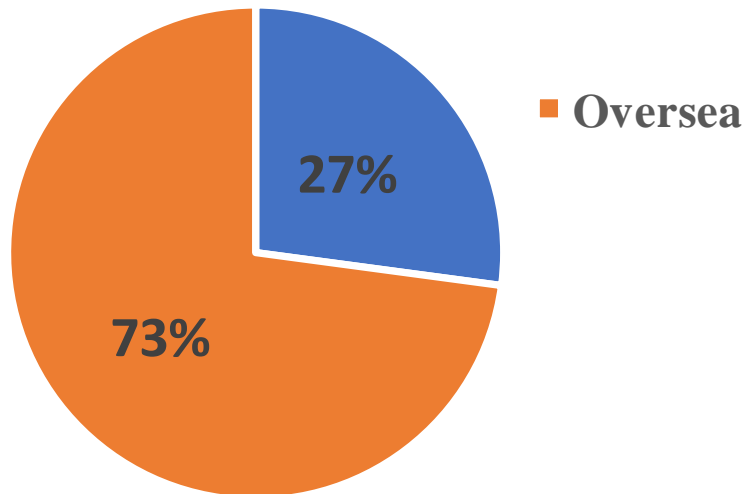


大華金屬工業股份有限公司
GREAT CHINA METAL IND. CO., LTD.

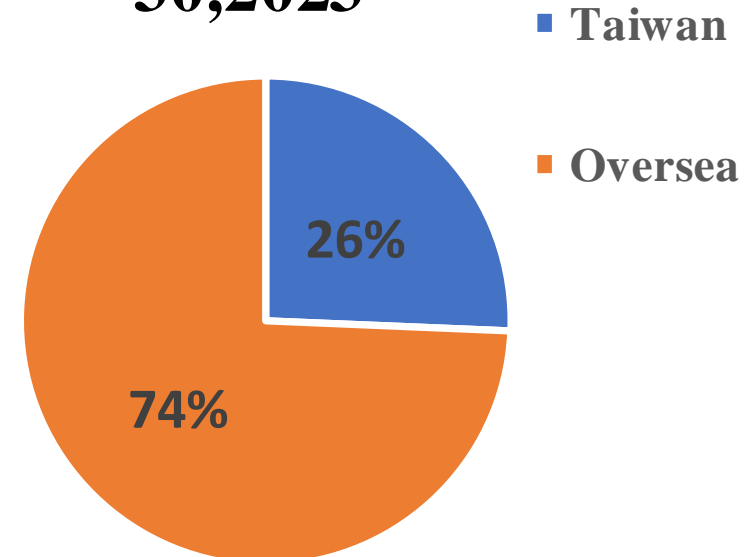
Revenue by region

In Thousands of New Taiwan Dollars	For the ended of June 30,2024	For the ended of June 30,2023
Taiwan	1,119,849	1,101,546
Oversea	3,008,701	3,191,254
Total	4,128,550	4,292,800

For the ended of June
30,2024



For the ended of June
30,2023

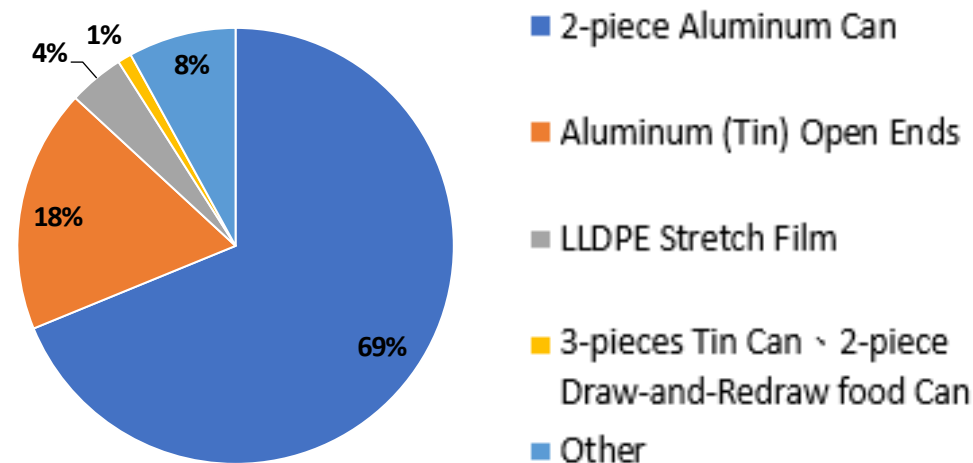




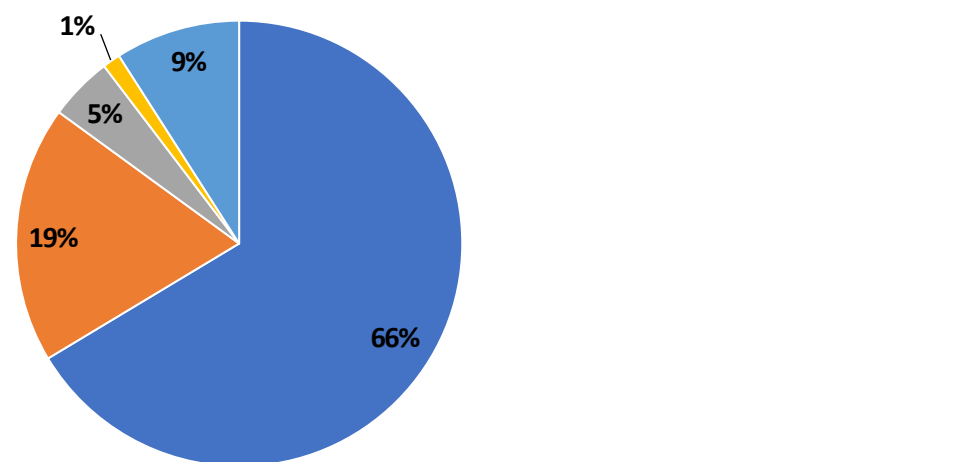
Revenue by product

In Thousands of New Taiwan Dollars		
Items	For the ended of June 30,2024	For the ended of June 30,2023
2-piece Aluminum Can	2,841,064	2,849,403
Aluminum (Tin) Open Ends	745,610	800,774
LLDPE Stretch Film	169,949	198,445
3-pieces Tin Can 、 2-piece Draw-and-Redraw food Can	42,477	55,436
Other	329,450	388,742
Total	4,128,550	4,292,800

For the ended of June 30,2024



For the ended of June 30,2023

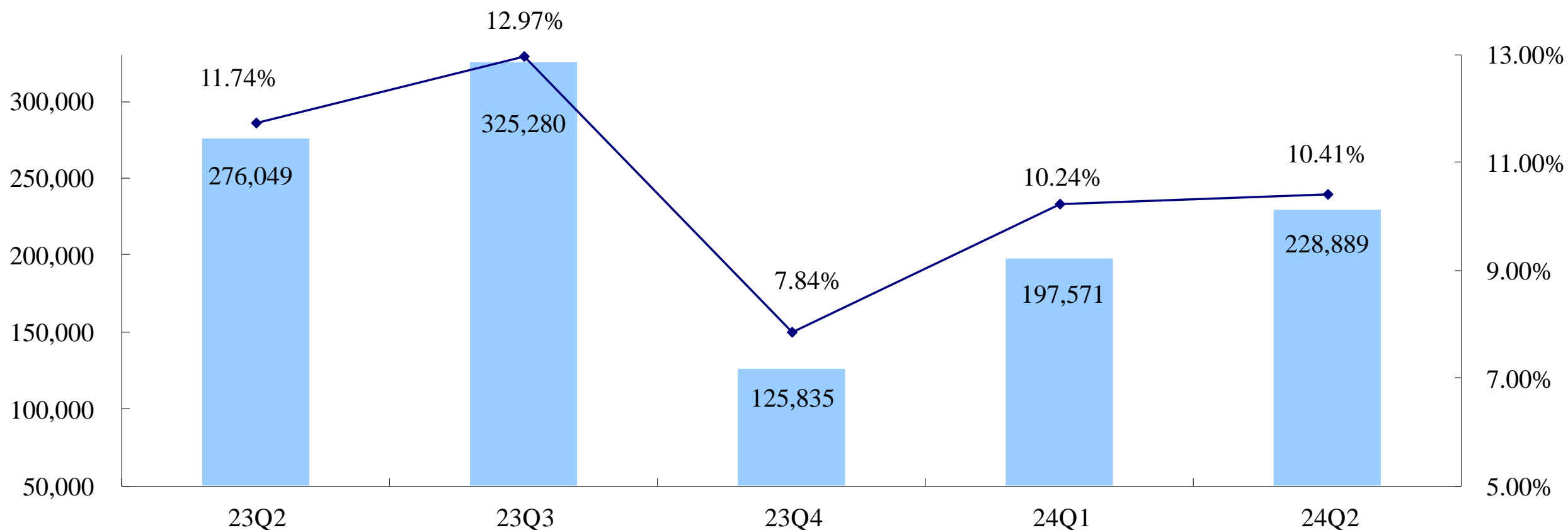




Gross Profit and Gross Profit Margin for each Quarter

In Thousands of New Taiwan Dollars

	vs 23Q2	vs 24Q1
Gross profit	-6.49%	13.97%



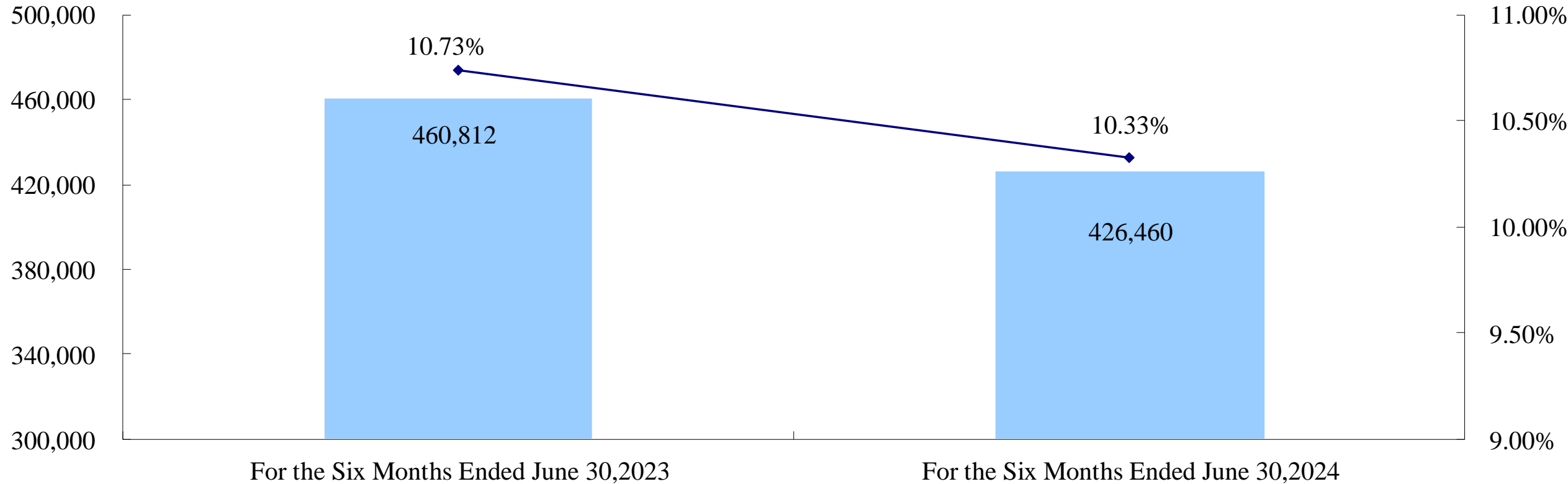


大華金屬工業股份有限公司
GREAT CHINA METAL IND. CO., LTD.

Gross Profit and Gross Profit Margin for the Six Months Ended June 30

In Thousands of New Taiwan Dollars

	vs 2023
Gross profit	-7.45%





Operating Income and Expense for each Quarter

In Thousands of New Taiwan Dollars

	23Q2	23Q3	23Q4	24Q1	24Q2	vs 23Q2	vs 24Q1
Operating expense	141,175	127,280	61,968	104,639	112,840	-20.07%	7.84%
Expense ratio	6.00%	5.08%	3.86%	5.42%	5.13%		
Operating income	134,874	198,000	63,867	92,932	116,049	-13.96%	24.88%
Operating net profit margin	5.73%	7.90%	3.98%	4.82%	5.28%		



大華金屬工業股份有限公司
GREAT CHINA METAL IND. CO., LTD.

Operating Income and Expense for the Six Months Ended June 30

In Thousands of New Taiwan Dollars

	For the Six Months Ended June 30,2023	For the Six Months Ended June 30,2024	vs 2023
Operating expense	254,676	217,479	-14.61%
Expense ratio	6.00%	5.27%	
Operating income	206,136	208,981	1.38%
Operating net profit margin	5.73%	5.06%	

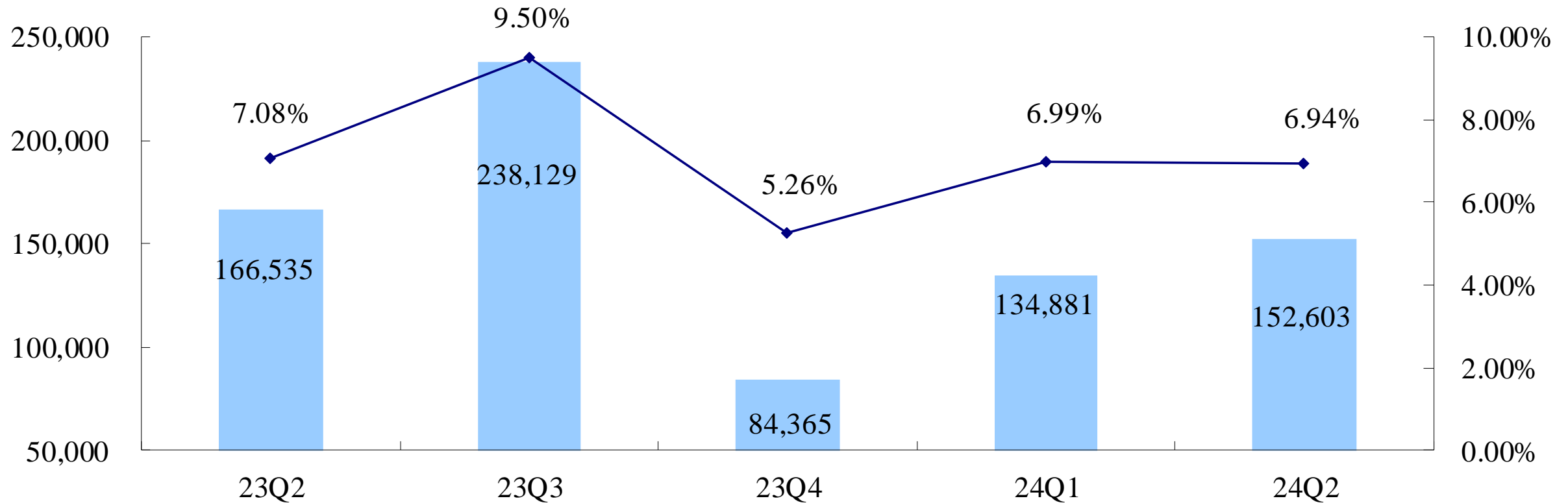


大華金屬工業股份有限公司
GREAT CHINA METAL IND. CO., LTD.

Net Profit Before Tax and Ratio to Revenue for each Quarter

In Thousands of New Taiwan Dollars

	vs 23Q2	vs 24Q1
Net profit before tax	-6.49%	13.97%



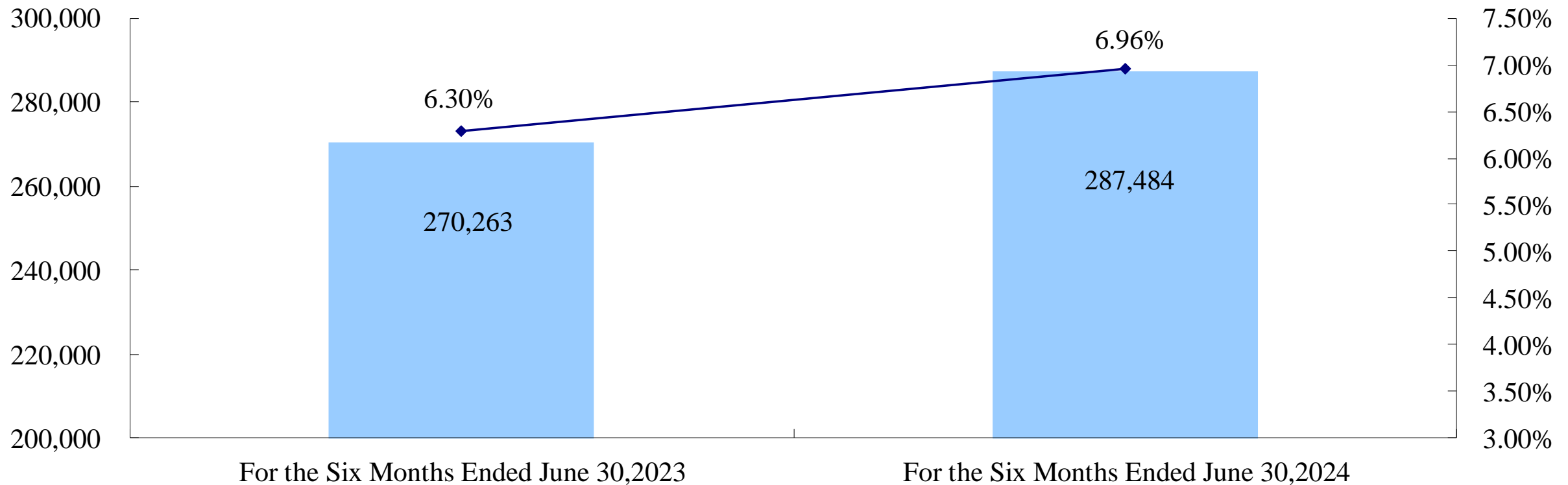


大華金屬工業股份有限公司
GREAT CHINA METAL IND. CO., LTD.

Net Profit Before Tax and Ratio to Revenue for the Six Months Ended June 30

In Thousands of New Taiwan Dollars

	vs 2023
Net profit before tax	6.37%



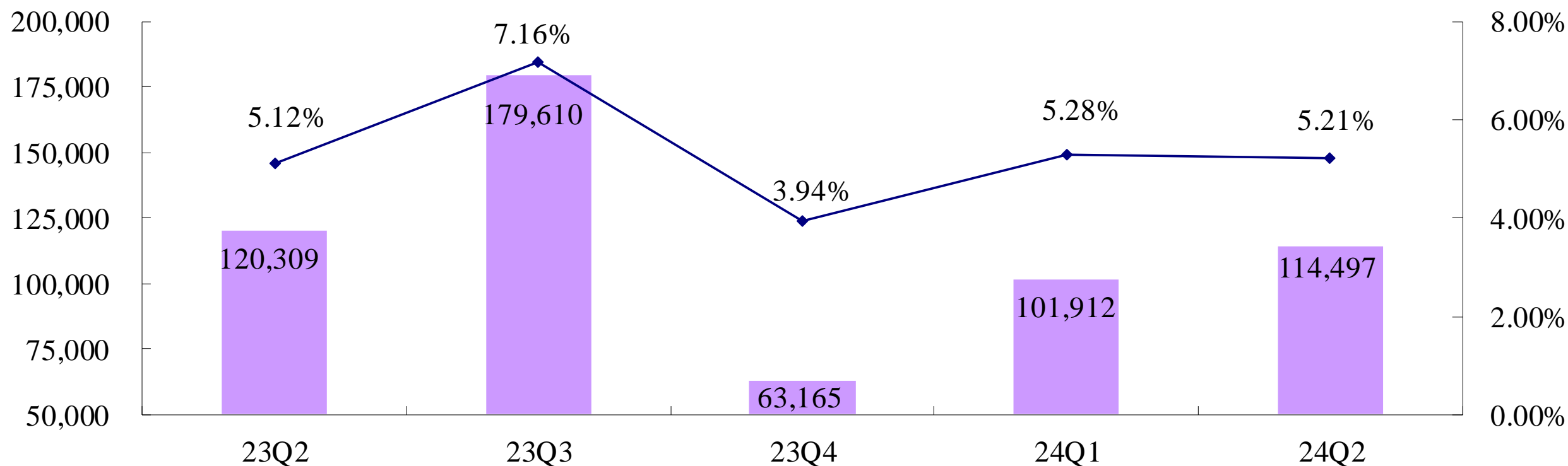


大華金屬工業股份有限公司
GREAT CHINA METAL IND. CO., LTD.

Net Profit After Tax and Net Profit Margin for each Quarter

In Thousands of New Taiwan Dollars

	vs 23Q2	vs 24Q1
Net profit after tax	-6.49%	13.97%



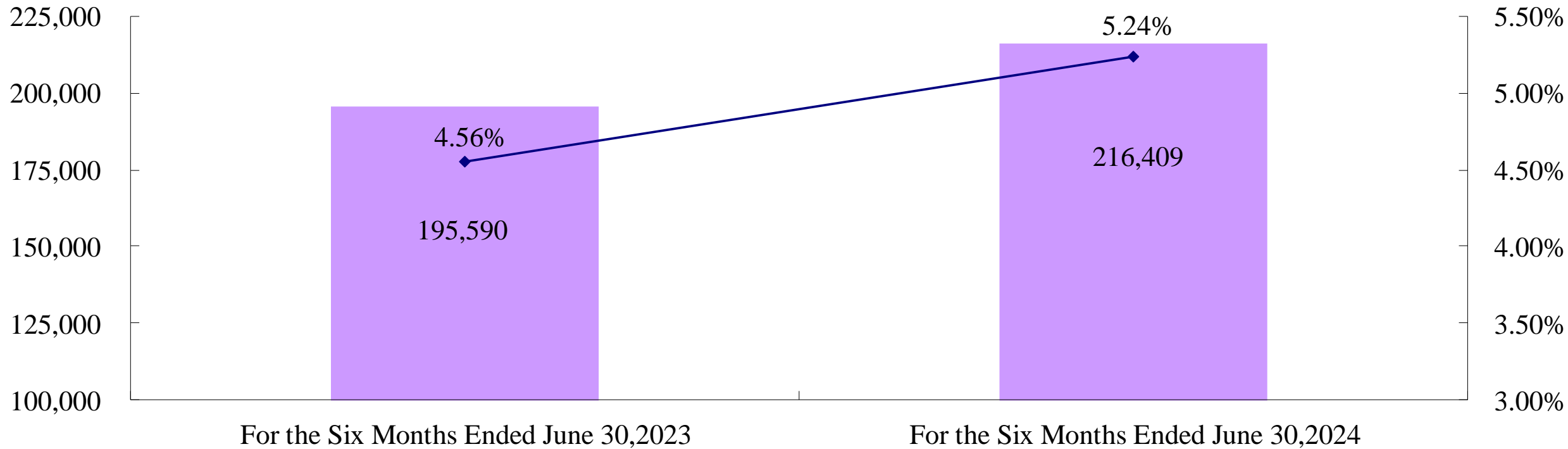


大華金屬工業股份有限公司
GREAT CHINA METAL IND. CO., LTD.

Net Profit After Tax and Net Profit Margin for the Six Months Ended June 30

In Thousands of New Taiwan Dollars

	vs 2023
Net profit after tax	10.64%

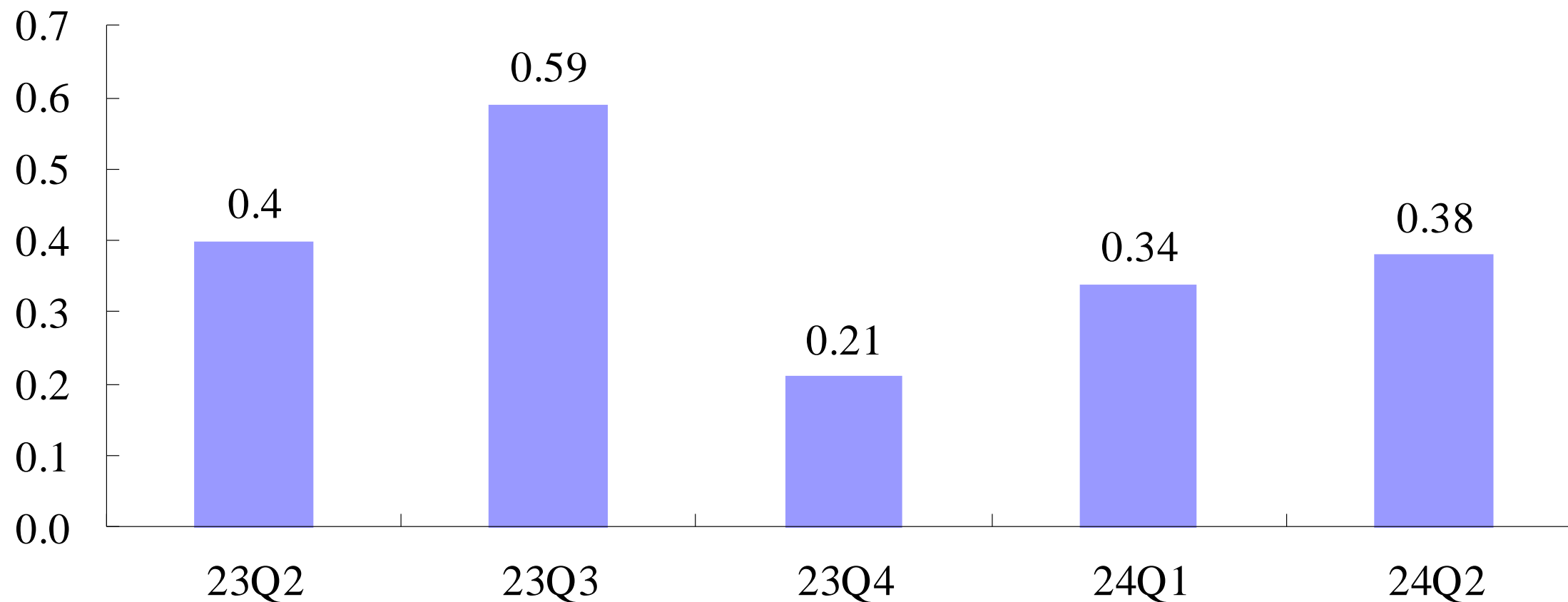




大華金屬工業股份有限公司
GREAT CHINA METAL IND. CO., LTD.

Earnings Per Share for each Quarter

In New Taiwan Dollars

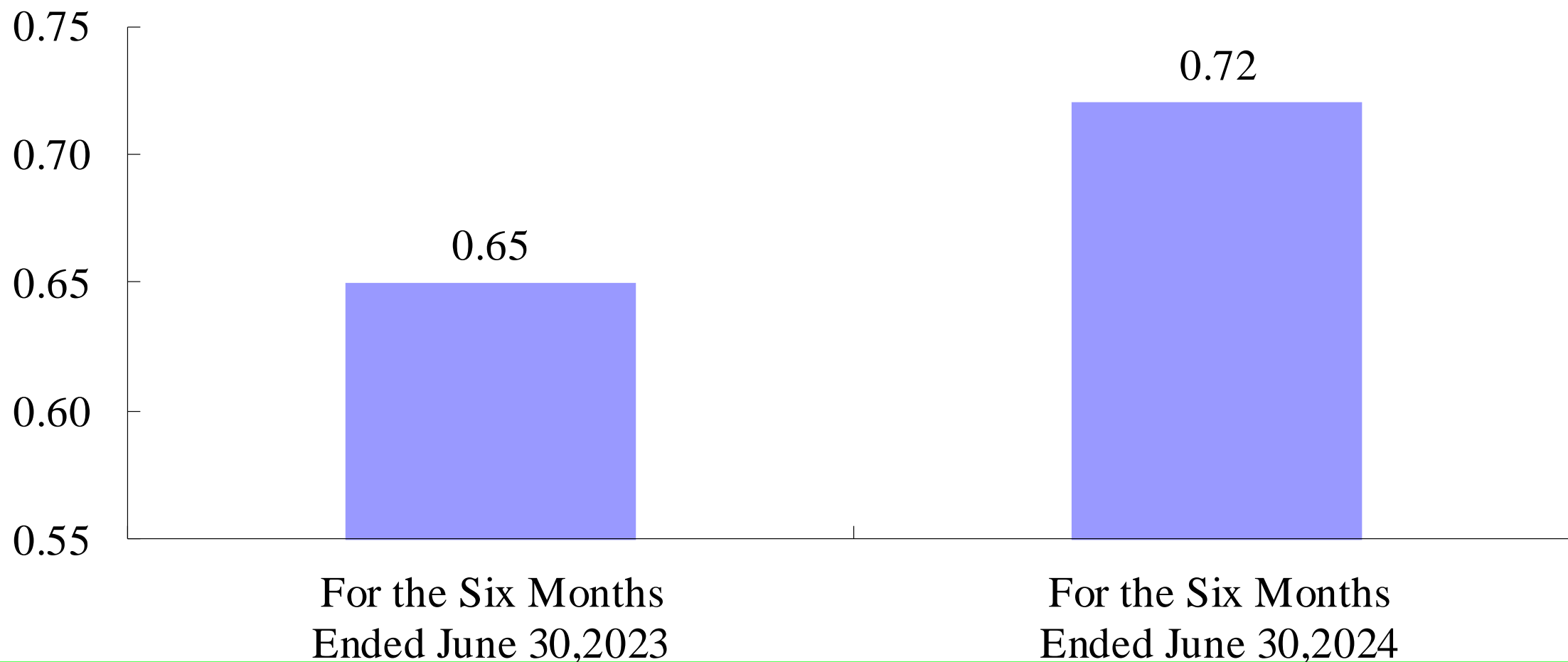




大華金屬工業股份有限公司
GREAT CHINA METAL IND. CO., LTD.

Earnings Per Share for the Six Months Ended June 30

In New Taiwan Dollars





Consolidated Balance Sheets

In Thousands of New Taiwan Dollars

	March 31,2024	December 31,2023	March 31,2023
Cash and cash equivalents	558,395	631,177	697,200
Financial assets at fair value through profit or loss — current	2,557,754	2,203,687	1,627,766
Financial assets at fair value through other comprehensive income — current	371,363	252,844	243,715
Financial assets at amortized cost	2,019,430	1,970,074	1,719,170
Accounts receivable and Notes receivable — net	2,071,542	1,527,816	2,027,833
Inventories	1,618,997	1,686,679	2,121,435
Property, plant and equipment	2,038,074	2,131,766	2,227,990
Other assets	436,277	344,445	428,927
Total assets	11,671,832	10,748,488	11,094,036
Current liabilities	3,263,409	2,459,705	3,094,800
Non-current liabilities	482,401	477,655	477,107
Total liabilities	3,745,810	2,937,360	3,571,907
Stockholders' equity	7,926,022	7,811,128	7,522,129



Financial Analysis for the Past Five Quarters

Item \ Quarter		Financial Analysis for the Past Five Quarters				
		23Q2	23Q3	23Q4	24Q1	24Q
Operating performance	Accounts receivable turnover (times)	5.27	4.82	3.46	4.91	4.77
	Average collection period	69	76	105	74	77
	Inventory turnover (times)	3.84	4.55	3.47	4.17	4.84
	Accounts payable turnover (times)	3.99	4.04	2.90	3.71	3.67
	Average days in sales	95	80	105	88	75



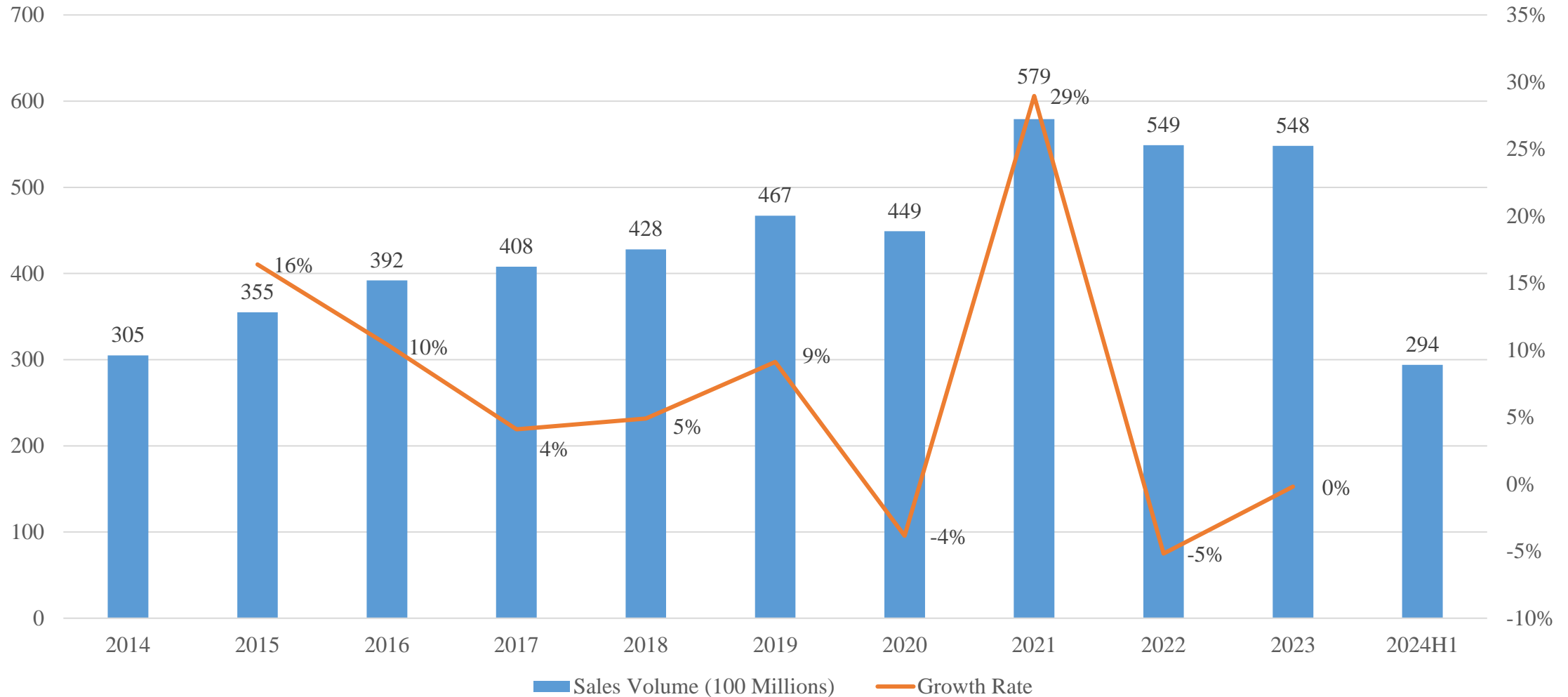
大華金屬工業股份有限公司
GREAT CHINA METAL IND. CO., LTD.

The Demand of Aluminum Cans in China



大華金屬工業股份有限公司
GREAT CHINA METAL IND. CO., LTD.

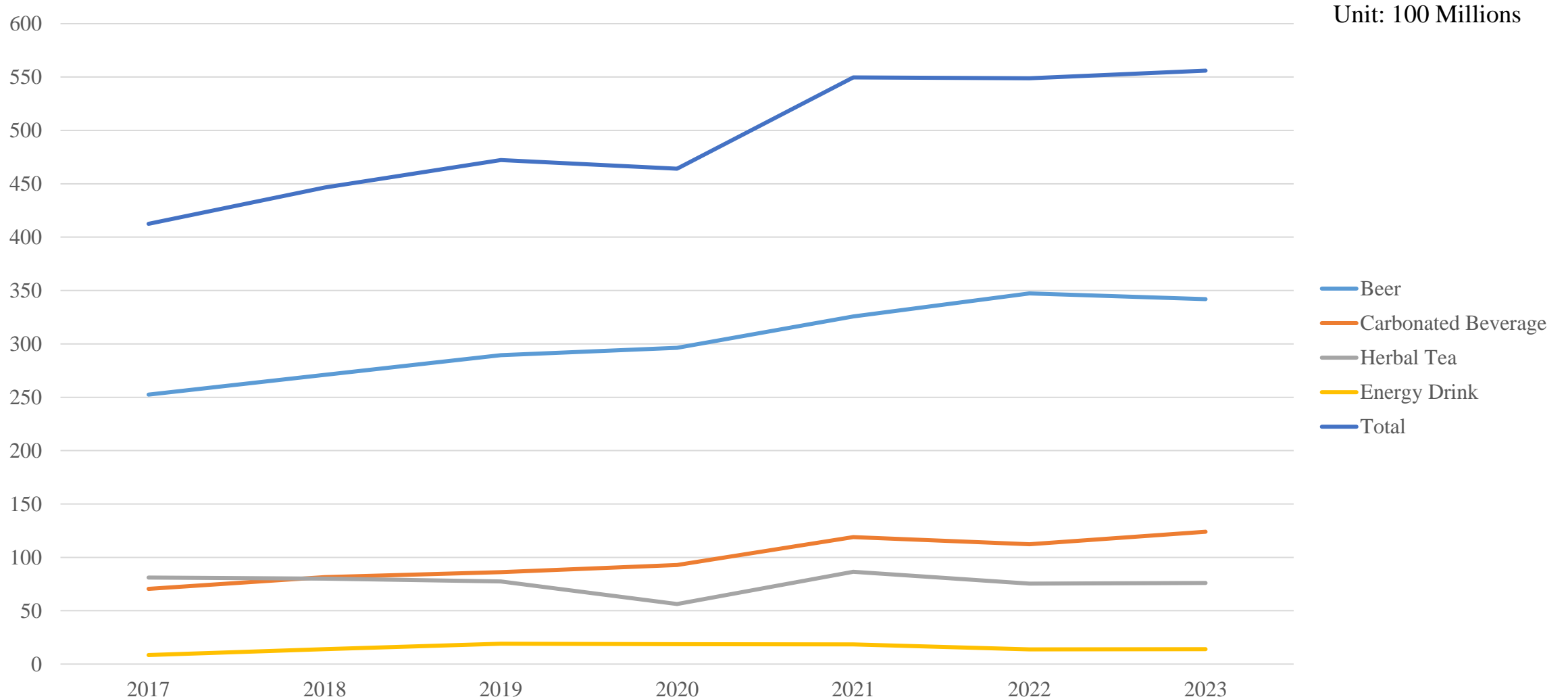
The Annual Sales Volume of Two-piece Aluminum Cans and Growth Rate in China





大華金屬工業股份有限公司
GREAT CHINA METAL IND. CO., LTD.

The Demand of Aluminum Cans in China -By Beverage's Category





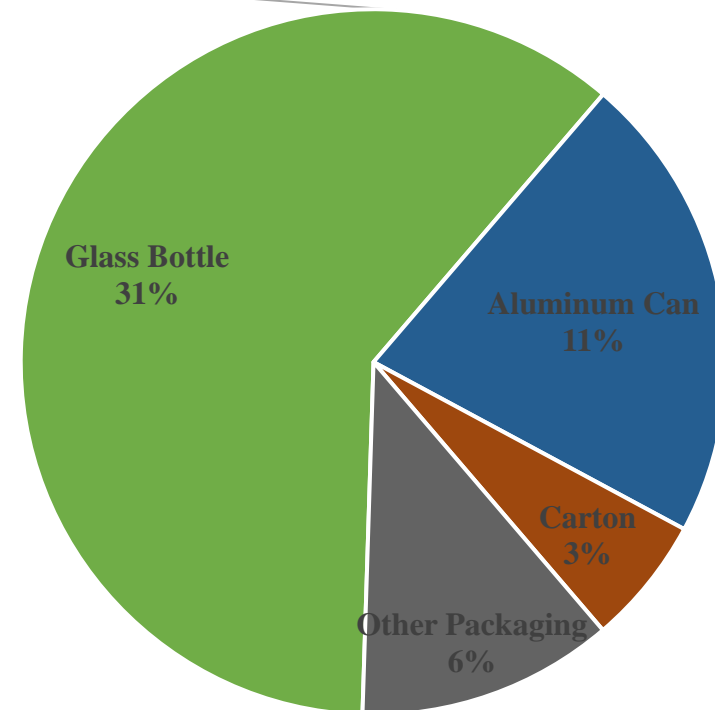
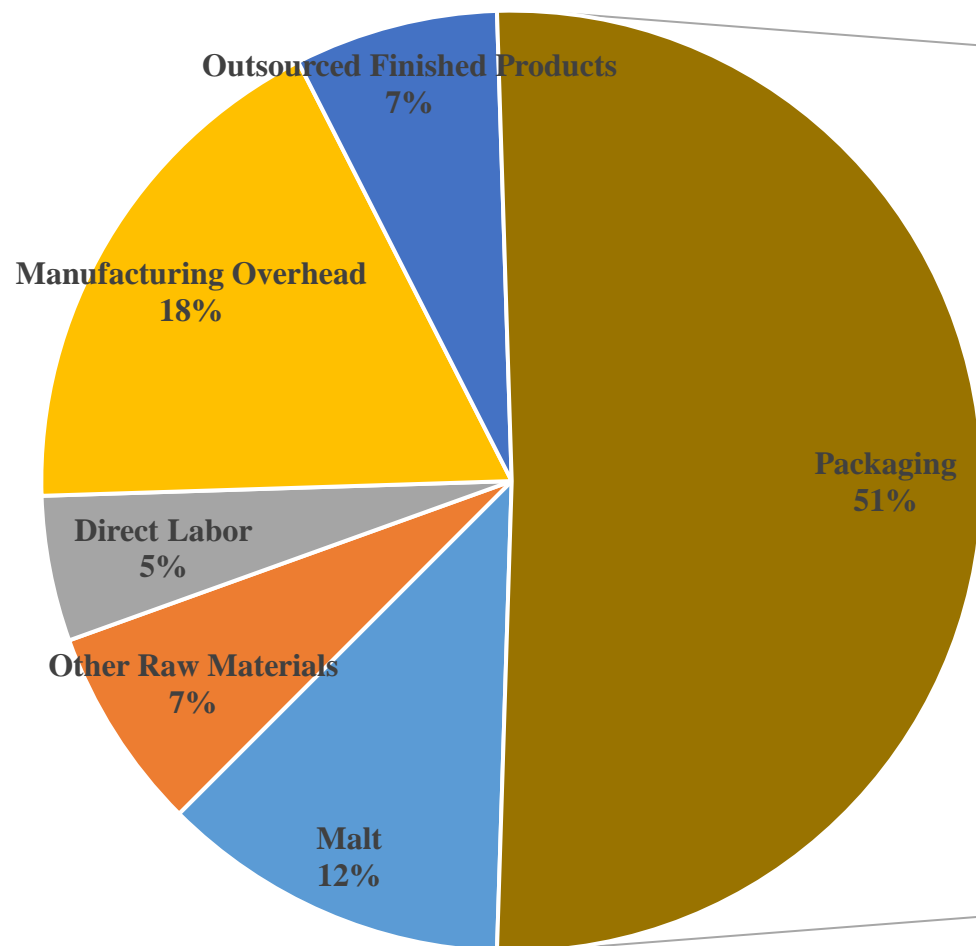
The Production of Beer in China



Date Source: 國家統計局



Cost Structure of Brewery



Data Source: 塔堅研究



大華金屬工業股份有限公司
GREAT CHINA METAL IND. CO., LTD.

Future Operational Focus



1. The Taiwan Region :

- 1.1. Product diversification to meet customer needs.
- 1.2. Develop new niche markets.

2. The Mainland China :

- 1.1. Strengthen internal management to maintain market competitiveness.
- 1.2. Continuously Improve processes to increase profitability.



大華金屬工業股份有限公司
GREAT CHINA METAL IND. CO., LTD.

Q & A



大華金屬工業股份有限公司
GREAT CHINA METAL IND. CO., LTD.

Thank You For Your Listening!